

# ESRTP4 & ESRTP4RF

## Programmable Room Thermostat

### Features

- ErP Class IV Product (2%)
- Large, easy to read LCD with blue back light
- Optimum stop
- Delayed start
- Optimum start
- TPI technology
- Holiday mode
- 7 day, 5/2 day or 24 hour programming options
- Select either 4 or 6 time and temperature events
- Easy to use overrides
- Automatic BST/GMT 1 hour time change
- Factory set clock and date
- Pre-set built in programme



The ESRTP4 is a 7 day, 5/2 or 24 hour programmable room thermostat designed to provide automatic time and temperature control of all domestic central heating applications. The range includes battery powered hard-wired models and battery powered wireless versions (ESRTP4RF).

The ESRTP4 is easy to install and use, and offers the householder a range of convenient, feature-packed options whilst offering supreme levels of heating control, energy efficiency and comfort.

This unit has a large, easy-to-read LCD screen which includes all of the daily information the end user needs in a simple and clear display, including the time, date, room temperature, event and operation mode.

It is ideal for situations where a higher flexibility of control is required and provides true 7 day (5/2 day or 24 hour) programming options, with the choice between either four or six time and temperature events selectable available each day.

The ESRTP4 incorporates a factory set real clock with both time and date set in the factory, eliminating the need to set the time at installation or to change the time in spring or autumn. This function is powered from a separate lithium battery which lasts for the lifetime of the product.

For standard applications the product can be installed and used without any amendments to the settings as the ESRTP4 comes pre-programmed for ease of use, but the user can create their own individual programme or modify the existing option.

Programming of the ESRTP4 range has been designed to be even simpler than previous models with a slider and just three buttons required. Settings made by the installer or the end user are stored for the life of the product, although pressing the reset button will restore all default settings.

Significant effort has been made to make the product as energy efficient as possible, this includes improving both on/off performance of each mode. This unit includes the additional features of TPI, optimum stop, delayed start and optimum start providing the householder with further opportunities for saving energy. The unit also includes an optional landlord service safety feature which offers protection for tenants and landlords against illegal boiler negligence (in compliance with Gas Safety Regulation 36).

The ESRTP4RF wireless programmable room thermostat has two way communication which improves the response time compared to older versions and also ensures a stronger and more accurate signal reading.

## Datasheet

## ESRTP4 Programmable Room Thermostat

### Installer Advanced Programming Settings

Description	Factory Setting	Other Setting
Time clock	12 hour	24 hour
Start-up type	Fixed time start-up	Optimum start control
		Delayed start-up
Optimum start control setting, maximum pre-heat period based upon 2°C deviation from next event temperature,	Disenabled	Up to 60 minutes
Optimum stop or delayed start function active	Disenabled for all events	Enabled for all events
Set chrono-proportional cycle rate	Disenabled	3 cycles per hour
		6 cycles per hour
Swing settings	0.5	0.5 to 2.0
Calibration settings	0.0	-3.0 to +3.0
Set time duration of override	Next event	1 hour
		2 hours
		3 hours
Number of events	6 switching events per day	4 switching events per day
Operating mode	5/2 day programming	7 day programming
		24 hour programming

### Service Interval Timer

The service interval timer allows the installer to select a service due date for the boiler, this can be set at between 28 days and 366 days from the current date.

#### ***Service due date is within 30 days***

From 30 days before the boiler is due to be serviced, the LCD will display SER.

#### ***Service due date is reached or passed***

When the service due date is reached, the LCD will continue to display SER and the heating can be restricted to 15, 30 or 45 minutes in each programmed hour depending upon service interval timer setting.

Option	Service Interval Timer Function
Setting Off	Disabled
Setting 1	Active, visual warning, no heat reduction
Setting 2	Active, visual warning, heat reduced to 45 minutes per hour
Setting 3	Active, visual warning, heat reduced to 30 minutes per hour
Setting 4	Active, visual warning, heat reduced to 15 minutes per hour

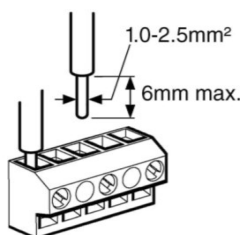
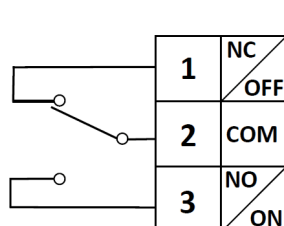
# Datasheet **ESRTP4 Programmable Room Thermostat**

## Specification and Ordering

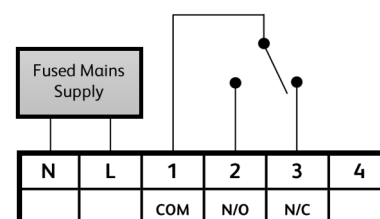
Thermostat Features	Battery Models	
	Hard-wired	Wireless
Hard-wired, built-in sensor	ESRTP4	
Wireless, built-in sensor complete with receiver		ESRTP4RF
7 day, 5/2 day or 24 hour programmable room thermostat	Yes, selectable by installer	
4 or 6 events per day	Yes, selectable by installer	
Factory pre-set programmes	Yes, one for weekdays, another for weekends	
Factory set calendar clock	Automatic summer/wintertime change	
Time accuracy	+/- 1 minute per year	
Memory back-up, time and all user and installer settings	Retained for life of product	
Temperature range	5-35°C	
Programmable frost thermostat function	Yes	
Control output, derived from PI algorithm	On/Off Chrono-proportional, 3 or 6 cycles per hour	
Switching differential in On/Off mode	+/- 1°C	
Installer selectable advanced programming options	Yes, refer to installation instructions for list	
Installer selectable service interval timer	Yes, 28 to 366 days from current date	
Programmable range limitation	Yes, max and min	
Electronic keyboard lock	Yes, part	
Power supply	2 x AA alkaline cells	
Switching action of output relay	SPDT (voltage free)	
Switch rating of output relay	6(2)A 10-230VAC	6(2)A 10-230VAC
Transmission frequency (RF models)	N/A	868MHz
Transmission range (RF models)	N/A	30m max.
Dimensions mm	127 long x 81 wide x 28 deep	
Design Standard	EN60730-1 EN60730-2.7	

## Wiring

### ESRTP



### Receiver Wiring (RF Models)



ESi Controls can accept no responsibility for possible errors in catalogues, brochure, and other printed material. ESi Controls reserves the right to alter its products without notice. This also applies to products already on order provided that such alterations can be made without subsequent changes being necessary in specifications already agreed. All trademarks in this material are property of the respective companies. ESi Controls and the ESi Controls logotype are trademarks of ESi Controls. All rights reserved.



**ESi Controls Ltd.**  
 Unit 21 Angelvale Top Angel  
 Buckingham Industrial Park  
 Buckingham MK18 1TH  
 Tel: 01280 816868  
 Fax: 01280 816691  
 Email: sales@esicontrols.co.uk  
 Website: www.esicontrols.co.uk